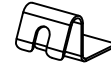
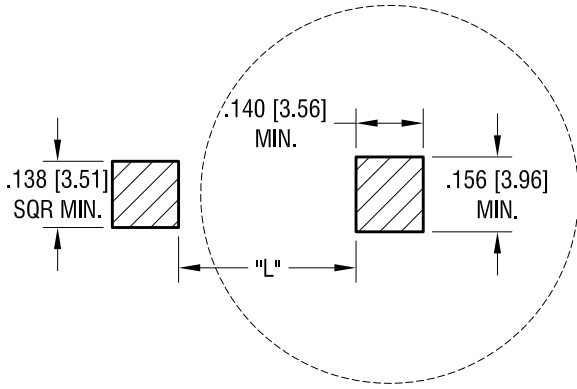
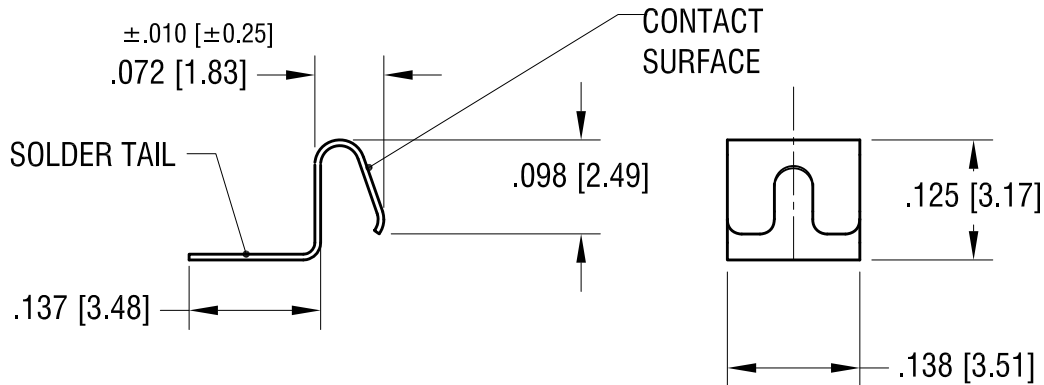
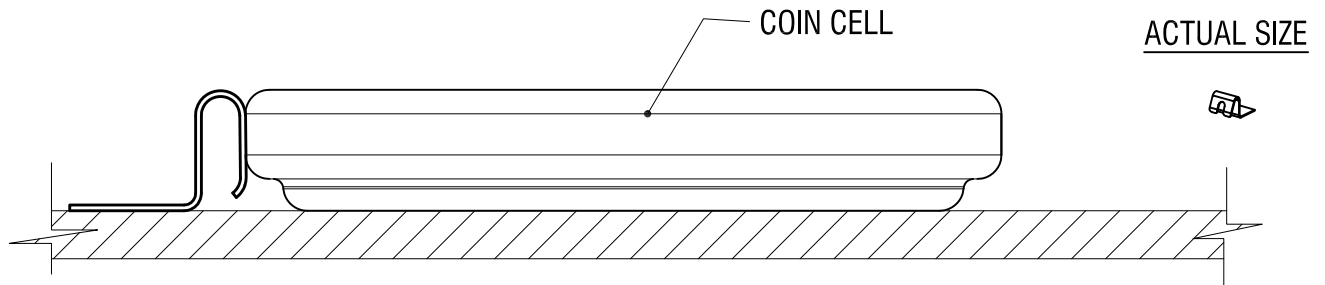
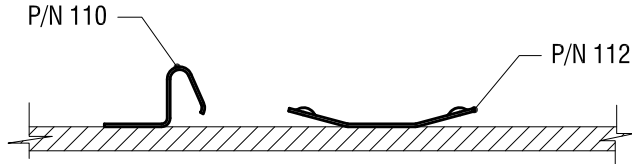


THIS DOCUMENT IS THE PROPERTY OF KEYSTONE ELECTRONICS CORP. AND SHALL NOT BE REPRODUCED, DISTRIBUTED OR USED AS A BASIS FOR MANUFACTURE WITHOUT PRIOR WRITTEN PERMISSION FROM KEYSTONE ELECTRONICS CORP.



MTG LAY OUT WHEN USE WITH P/N 112

BATTERY DIA.	L
16mm	.291 [7.4]
20mm	.370 [9.4]
23mm	.429 [10.9]
24mm	.448 [11.4]



DATE	DESCRIPTION	REV.
7.24.14	CHANGE AS PER ECN14-076	C
1.29.14	CHANGE AS PER ECN14-011	B
12.02.13	CHANGED AS PER ECN 13-105	A

KEYSTONE ELECTRONICS CORP.			
www.keyelco.com • ASTORIA, N.Y. 11105-2017 • Tel (718) 956-8900			
PART NAME		POSITIVE BATTERY CONTACT	
MATERIAL		.006 [0.15] TH'K PHOSPHOR BRONZE	
FINISH		DRN BY	DATE
GOLD PLATE		NT	10.07.13
		APP'D	SCALE
		LN	5X
TOLERANCES	INCH [MM]	CODE	DWG NO.
DECIMAL	± .005 [± 0.13]	C	110
ANGULAR	± 1°		
UNLESS OTHERWISE SPECIFIED			