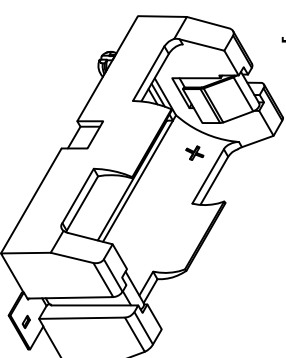
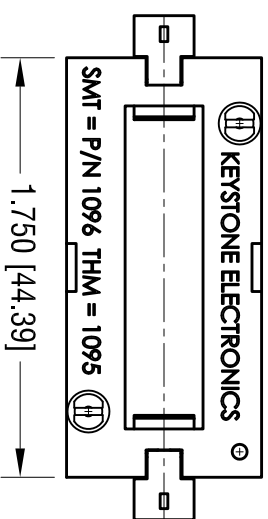
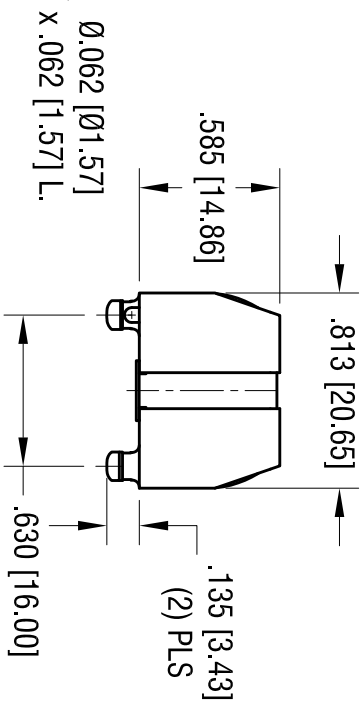
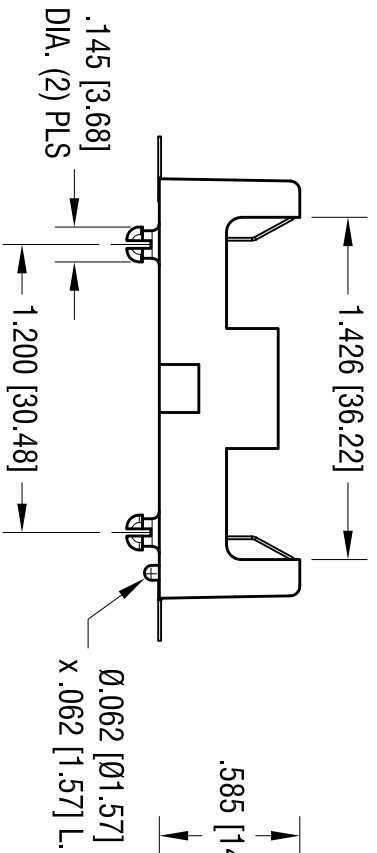
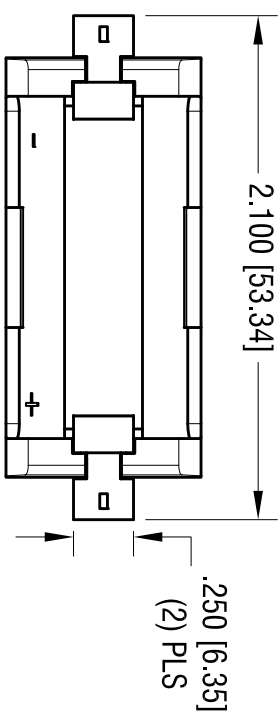
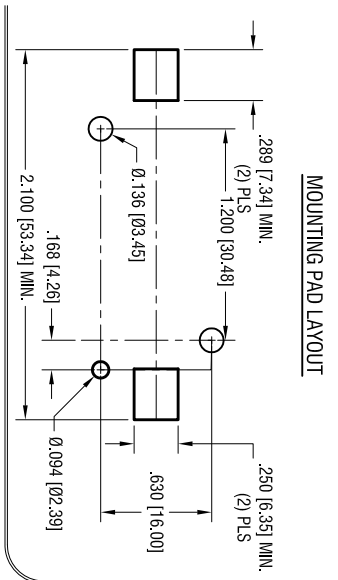


MOUNTING PAD LAYOUT



ACTUAL SIZE

THIS DOCUMENT IS THE PROPERTY OF KEYSTONE ELECTRONICS CORP. AND SHALL NOT BE REPRODUCED, DISTRIBUTED OR USED AS A BASIS FOR MANUFACTURE WITHOUT PRIOR WRITTEN PERMISSION FROM KEYSTONE ELECTRONICS CORP.

DATE

DESCRIPTION

REV.

NOTE:

1. BASE:
MAT'L: HEAT RESISTANCE NYLON
STANL 46 OR EQUIVALENT
2. CONTACT:
MAT'L: .012 [0.30] THK STAINLESS STEEL
FINISH: GOLD FLASH, OVER NICKEL PLATE

KEYSTONE ELECTRONICS CORP.

www.keyleco.com • ASTORIA, N.Y. 11105-2017 • Tel (718) 956-8900

PART NAME

PC BATTERY HOLDER , 18350

MATERIAL

AS NOTED

FINISH

AS NOTED

TOLERANCES	INCH	[MM]	CODE	DWG NO.
DECIMAL	± .010	[± 0.25]	C	
ANGULAR	± 1°			
UNLESS OTHERWISE SPECIFIED				

DRN BY: NT DATE: 7.30.14

App'D: LN SCALE: 1.25X

1096