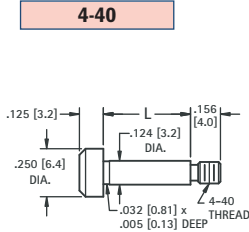


PRECISION GROUND SHOULDER SCREWS

Shoulder ground to $+.000/-0.001$ Dia, $+.002/-0.000$ Length. **Material:** Stainless Steel, ASTM A581/A582

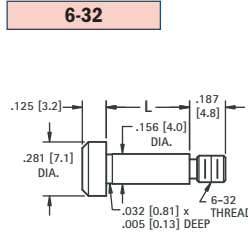


SLOTTED



SOCKET

CAT. NO.	LENGTH	CAT. NO.
2421	.125 (3.2)	2441
2422	.250 (6.4)	2442
2423	.375 (9.5)	2443
2424	.500 (12.7)	2444

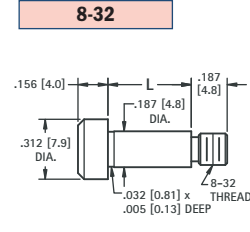


SLOTTED



SOCKET

CAT. NO.	LENGTH	CAT. NO.
2425	.125 (3.2)	2445
2426	.250 (6.4)	2446
2427	.375 (9.5)	2447
2428	.500 (12.7)	2448



SLOTTED



SOCKET

CAT. NO.	LENGTH	CAT. NO.
2431	.125 (3.2)	2451
2432	.250 (6.4)	2452
2433	.375 (9.5)	2453
2434	.500 (12.7)	2454
2435	.625 (15.9)	2455

INSTRUMENTATION POINTER KNOBS

All knobs supplied with brass insert and two set screws to hold knob securely to shaft

SPECIFICATIONS Knob: ABS Inlay: Spun Aluminum Insert: Brass, Nickel Plate	CAT. NO.	SHAFT (DIA.)	D (DIA.)	H (HEIGHT)	M (MAX.)	SHAFT ATTACHMENT DETAILS		NUT CLEARANCE	
						L (LOCATION)	B (DEPTH)	I.D. (DIA.)	C (C'BORE DEPTH)
	8554	.125 (3.2)	.500 (12.7)	.660 (16.8)	-	.320 (8.1)	.570 (14.5)	.360 (9.1)	.170 (4.3)
	8555	.250 (6.4)	.700 (17.8)	.780 (19.8)	-	.360 (9.1)	.680 (17.3)	.500 (12.7)	.180 (4.6)
	8556	.250 (6.4)	.920 (23.4)	1.010 (25.7)	-	.460 (11.7)	.910 (23.1)	.640 (16.3)	.330 (8.4)
	8557	.250 (6.4)	1.250 (31.8)	.828 (21.0)	-	.400 (10.2)	.700 (17.8)	1.010 (25.7)	.250 (6.4)
	8558	.125 (3.2)	.500 (12.7)	.660 (16.8)	.915 (23.4)	.320 (8.1)	.570 (14.5)	.360 (9.1)	.170 (4.3)
	8559	.250 (6.4)	.700 (17.8)	.780 (19.8)	1.150 (29.2)	.357 (9.1)	.660 (16.7)	.480 (12.2)	.180 (4.6)
	8560	.250 (6.4)	.920 (23.4)	1.010 (25.7)	1.520 (38.6)	.500 (12.7)	.910 (23.1)	.640 (16.3)	.240 (6.1)
	8561	.250 (6.4)	1.250 (31.8)	.920 (23.4)	1.860 (47.2)	.470 (11.9)	.800 (20.3)	.780 (19.8)	.350 (8.9)
	8562	.125 (3.2)	.500 (12.7)	.500 (12.7)	.610 (15.5)	.160 (4.0)	.405 (10.3)	.410 (10.4)	.030 (0.8)
	8568	.250 (6.4)	.700 (17.8)	.625 (15.9)	.820 (20.8)	.210 (5.3)	.480 (12.2)	.468 (11.9)	.030 (0.8)
	8569	.250 (6.4)	.920 (23.4)	.780 (19.8)	1.090 (27.7)	.240 (6.1)	.660 (16.8)	.640 (16.3)	.100 (2.5)
	8565	.250 (6.4)	.700 (17.8)	.630 (16.0)	1.187 (30.2)	.210 (5.3)	.510 (13.0)	.570 (14.5)	.030 (0.8)
	8566	.250 (6.4)	.920 (23.4)	.640 (16.3)	1.510 (38.6)	.260 (6.6)	.540 (13.7)	.730 (18.5)	.120 (3.1)

SPECIFICATIONS Material: Colored Polypropylene hub. Thermoplastic Elastomer (TPE) - Soft-Touch gripping surface Insert: Brass, Nickel Plate	CAT. NO.	COLOR		KNOB DIMENSIONS			NUT CLEARANCE	
		OUTSIDE	INSIDE	SHAFT (DIA.)	D (DIA.)	H (HEIGHT)	I.D. (DIA.)	C (C'BORE DEPTH)
	8570	Black	Yellow	.250 (6.4)	.610 (15.5)	.550 (14.0)	.430 (10.9)	.090 (2.3)
	8571	Black	Red					
	8572	Black	Gray					
	8573	Black	Black					